

CET Provider Update

February 2021



Cycle 5 – the final year



Overview of where we are applications, points and competencies



Comparison to previous cycles



Potential risk



Potential request

COVID-19 statement

- https://www.optical.org/filemanager/root/site_assets/publications/covid_19/statement_on_cet_provision_during_the_covid-19_emergency_201012.pdf.

General Optical Council

GOC/COVID/08

Date of statement: 15 April 2020 (updated 1 May 2020 and 8 and 12 October 2020)
GOC statement for Continuing Education and Training (CET) providers on CET provision during the COVID-19 emergency

COVID 19 Impact

Comparison of applications

| Mar-Dec 2017 | | % of total approvals | | Mar - Dec 2020 | | % of total approvals |
|--------------|------|----------------------|--|----------------|------|----------------------|
| O | 1690 | 96% | | O | 1169 | 97% |
| Tp | 321 | 18% | | Tp | 150 | 12% |
| Do | 846 | 48% | | Do | 693 | 58% |
| Cl | 338 | 19% | | Cl | 240 | 20% |

Providers CET

Mar-Dec 2020

Provider

| | |
|--|-----|
| CETpoints.com | 120 |
| NHS Education for Scotland | 76 |
| OPTICIAN Journal | 58 |
| Specsavers | 55 |
| Association of Optometrists | 52 |
| iCETuk | 43 |
| Wales Optometry Postgraduate Education Centre | 43 |
| Essilor Limited | 41 |
| BBG-CET | 37 |
| Moorfields Eye Hospital | 33 |
| American Academy of Optometry | 30 |
| ABDO CET | 28 |
| Optegra UK Limited | 27 |
| The College of Optometrists | 27 |
| BRITISH CONTACT LENS ASSOCIATION | 23 |
| Department of Vision Sciences, Glasgow Caledonian University | 23 |
| THEA PHARMACEUTICALS LTD | 21 |
| CooperVision Manufacturing Limited | 21 |
| Hoya Lens UK Ltd | 21 |
| City University | 21 |

800

Mar-Dec 2017

Provider

| | |
|---|-----|
| Association of Optometrists | 160 |
| Specsavers | 79 |
| The College of Optometrists | 63 |
| NHS Education for Scotland | 59 |
| Wales Optometry Postgraduate Education Centre | 57 |
| OPTICIAN Journal | 54 |
| SCLOSS | 50 |
| ABDO CET | 43 |
| BRITISH CONTACT LENS ASSOCIATION | 42 |
| Topcon (GB) Ltd | 40 |
| EYECARE | 40 |
| City University | 35 |
| World Council of Optometry | 30 |
| Moorfields Eye Hospital | 29 |
| Boots Opticians | 24 |
| Hospital Optometry CET | 20 |
| Perceptive | 19 |
| CLEARVIEW Training | 19 |
| SUFFOLK LOCAL OPTOMETRIC COMMITTEE | 19 |
| CETpoints.com | 18 |

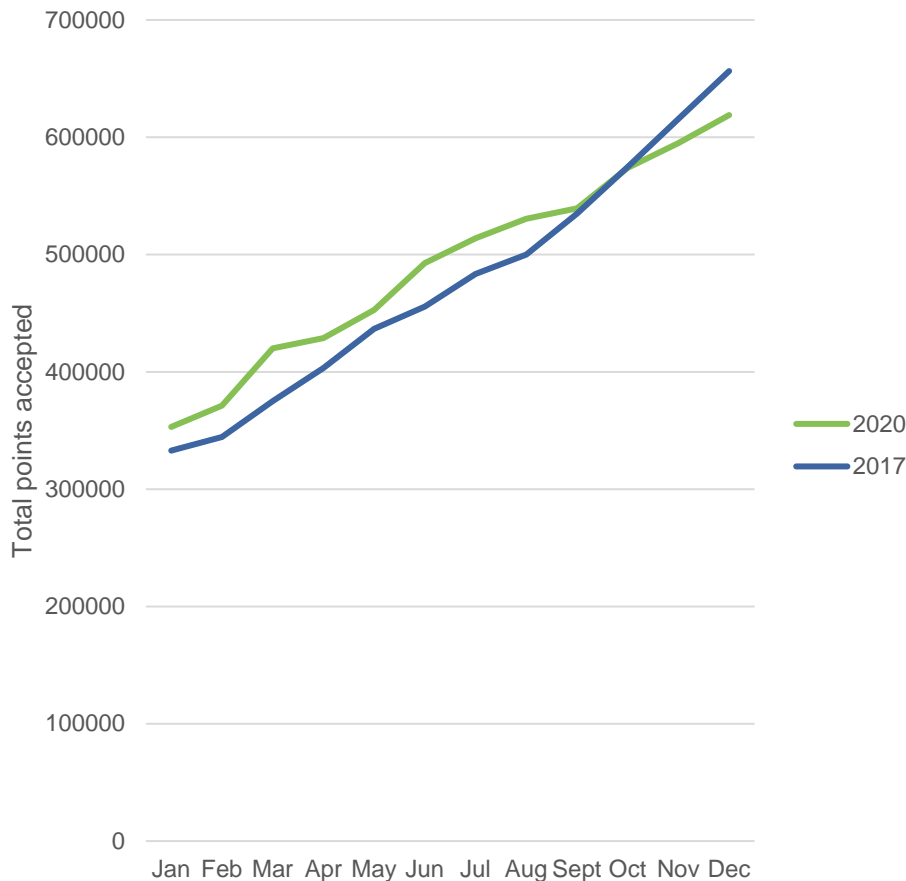
900

CET Modalities

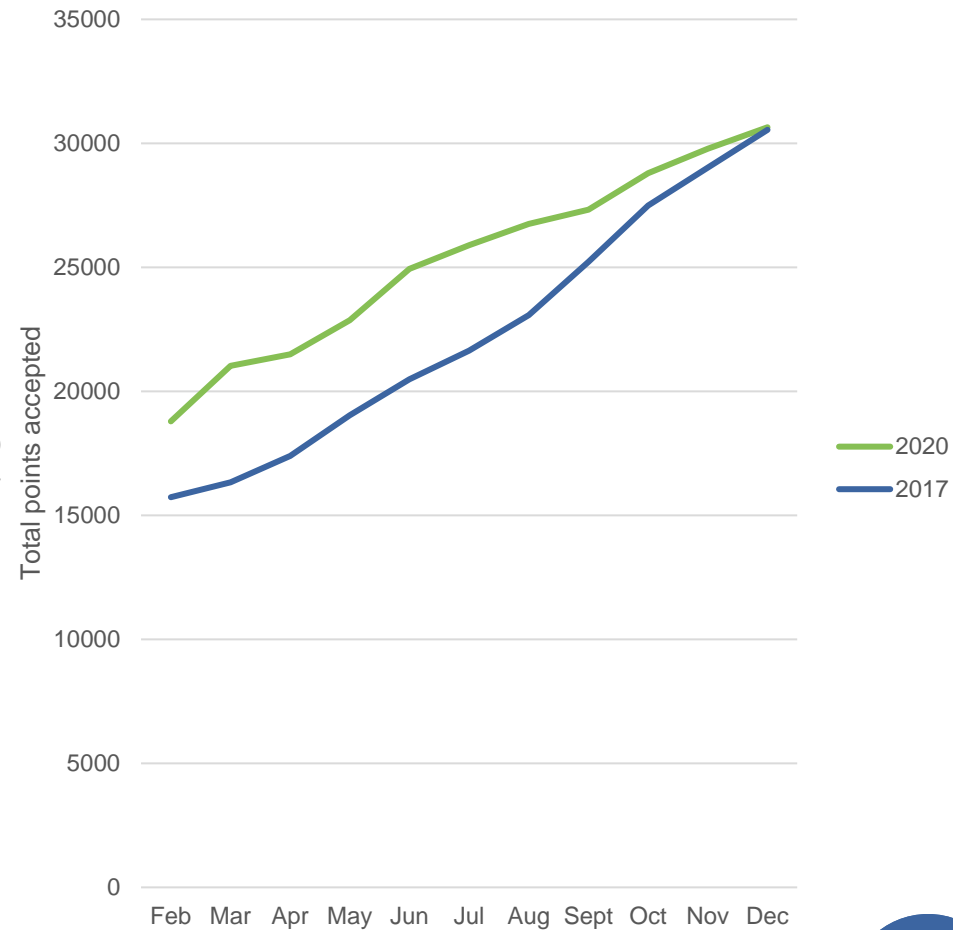
| Modality | September 2019-March 2020 Number of CET approved | April 2020 -December 31st 2020 Number of CET approved |
|--|---|--|
| Lecture - with option to stream | 614 | 380 |
| Discussion workshop | 195 | 47 |
| Lecture with Discussion Workshop | 145 | 6 |
| Peer Discussion Group | 136 | 15 |
| Distance Learning | 135 | 106 |
| Text Based Distance Learning | 117 | 127 |
| Recorded Lecture | 59 | 128 |
| Skills Workshop | 50 | 2 |
| Visual Recognition Test | 25 | 13 |
| Online Peer Discussion Group | 19 | 85 |
| Peer Review Group | 17 | 23 |
| Interactive Text Based Distance Learning and Discussion | 14 | 34 |
| Other | 13 | 2 |
| Interactive Distance Learning and Discussion | 12 | 15 |
| Demonstration and Discussion Workshop | 9 | 2 |
| Multi Part CET Programme delivered over time | 9 | 0 |
| Visual Recognition Test and Discussion | 7 | 4 |
| Online Lecture with Group Discussion (online or in person) | 4 | 36 |
| Interactive Text Based Distance Learning and Supervised Feedback | 3 | 6 |
| Interactive Distance Learning and Supervised Feedback | 3 | 0 |
| Interactive Visual Recognition Test | 2 | 2 |
| Optical Lab Tour | 1 | 0 |
| Total | 1589 | 1033 |

Where are registrants?

General points accepted



Specialist points accepted



Registrants progress

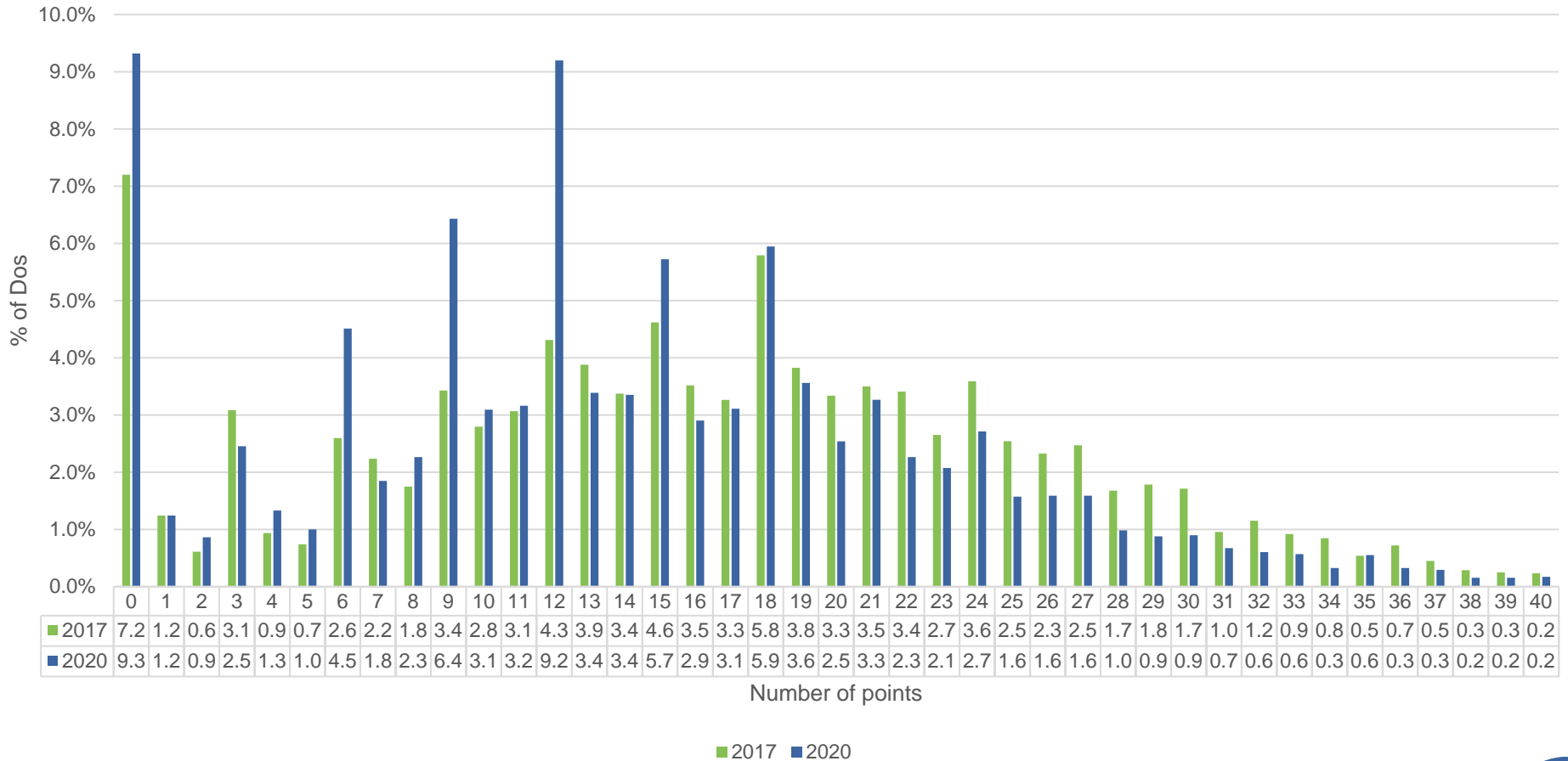
| Professional Group | O | | DO | | CLO | | TP | |
|------------------------|------|------|------|------|------|------|------|------|
| | 2017 | 2020 | 2017 | 2020 | 2017 | 2020 | 2017 | 2020 |
| Mid-cycle REQUIREMENTS | | | | | | | | |
| OO comps met | 67% | 48% | | | | | 65% | 65% |
| TP comps met | | | | | | | 57% | 44% |
| DO comps met | | | 58% | 52% | 67% | 57% | | |
| CLO comps met | | | | | 74% | 61% | | |
| Gen pts met | 34% | 29% | 10% | 8% | 41% | 34% | 46% | 39% |
| Specialty met | | | | | 41% | 27% | 56% | 36% |
| Interactive met | 50% | 49% | 33% | 30% | 61% | 47% | 85% | 76% |
| Peer rev met | 80% | 76% | | | 76% | 69% | 75% | 76% |
| Met all reqs | 22% | 20% | 7% | 6% | 17% | 14% | 22% | 18% |

Did the 6 points make a difference?

| Requirement | Optometrists | Dispensing opticians | Contact lens opticians | Therapeutic prescribers |
|---------------------------|--------------|----------------------|------------------------|-------------------------|
| ON-TRACK | | | | |
| Overall | | | | |
| End 2017 | 63% | 59% | 55% | 69% |
| End 2020 | 54% | 37% | 40% | 60% |
| | | | | |
| General Points | | | | |
| End 2017 | 72% | 64% | | |
| End 2020 | 58% | 40% | | |
| | | | | |
| Specialist Points | | | | |
| End 2017 | | | 73% | 82% |
| End 2020 | | | 55% | 63% |
| | | | | |
| Interactive Points | | | | |
| End 2017 | 72% | 74% | 82% | 94% |
| End 2020 | 72% | 65% | 73% | 89% |

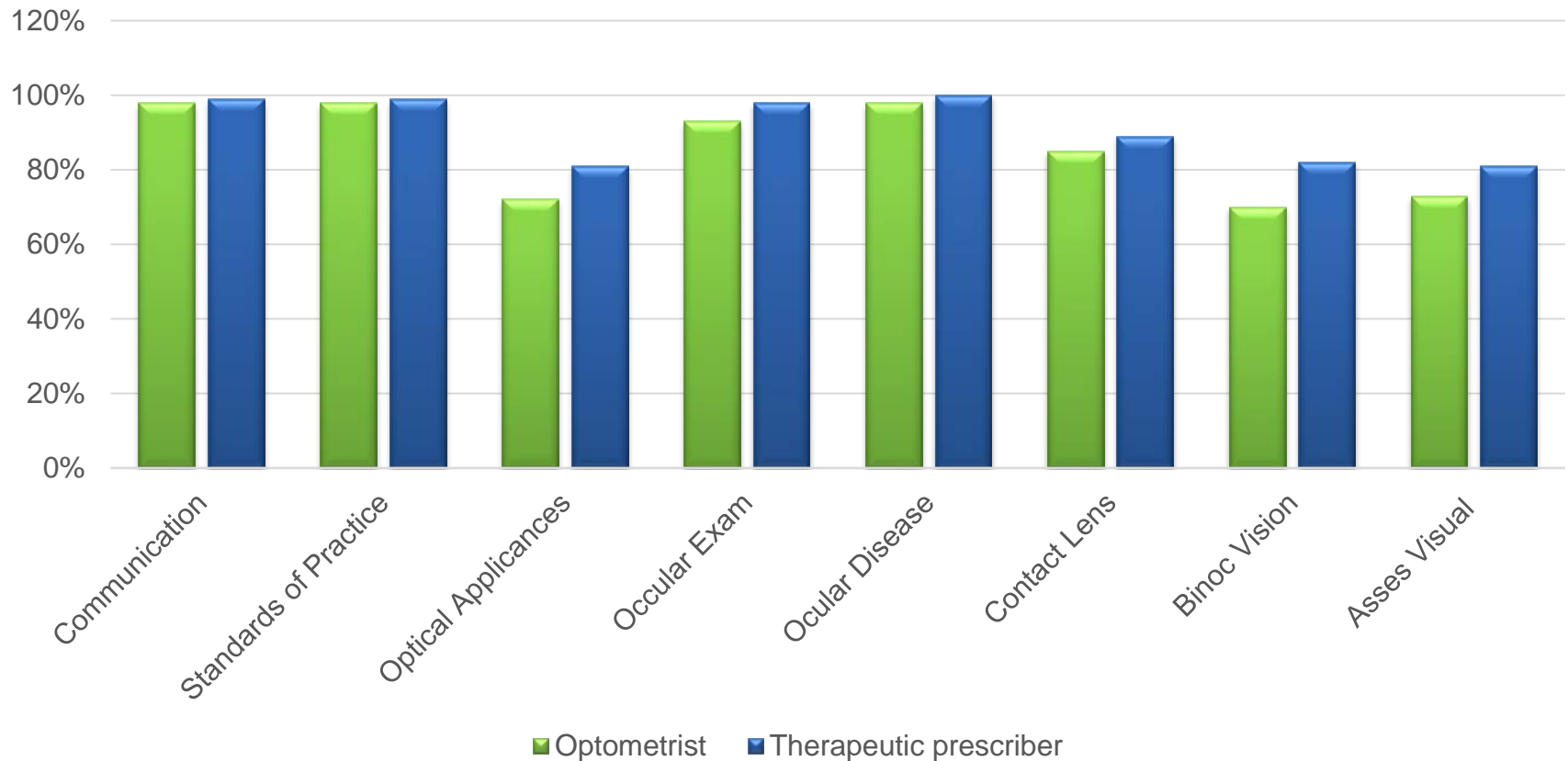
DO Interactive

Distribution of points - Dos interactive points 0-40pts
2020 vs.2017



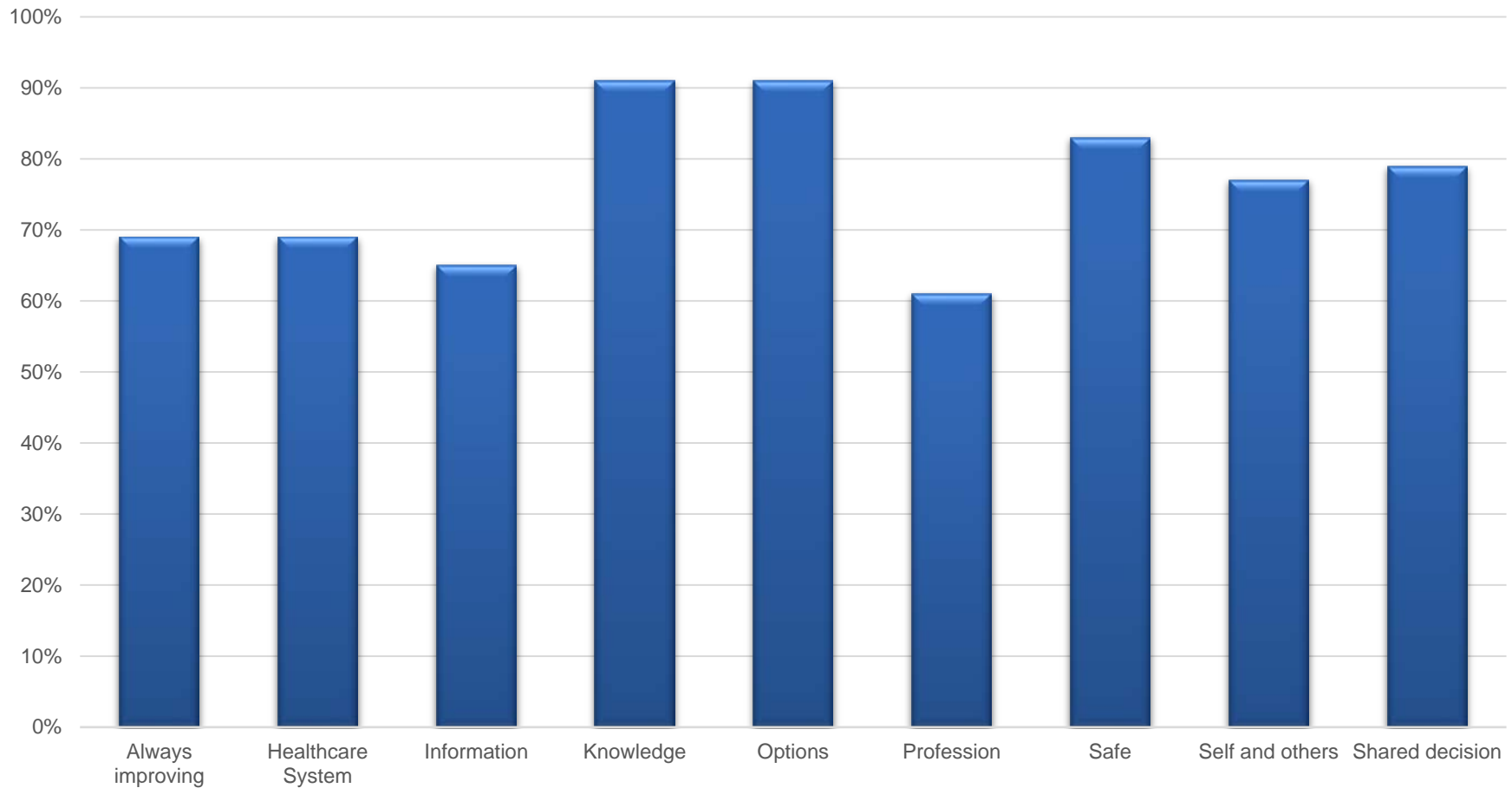
Registrants progress – OO and TP

Competencies met



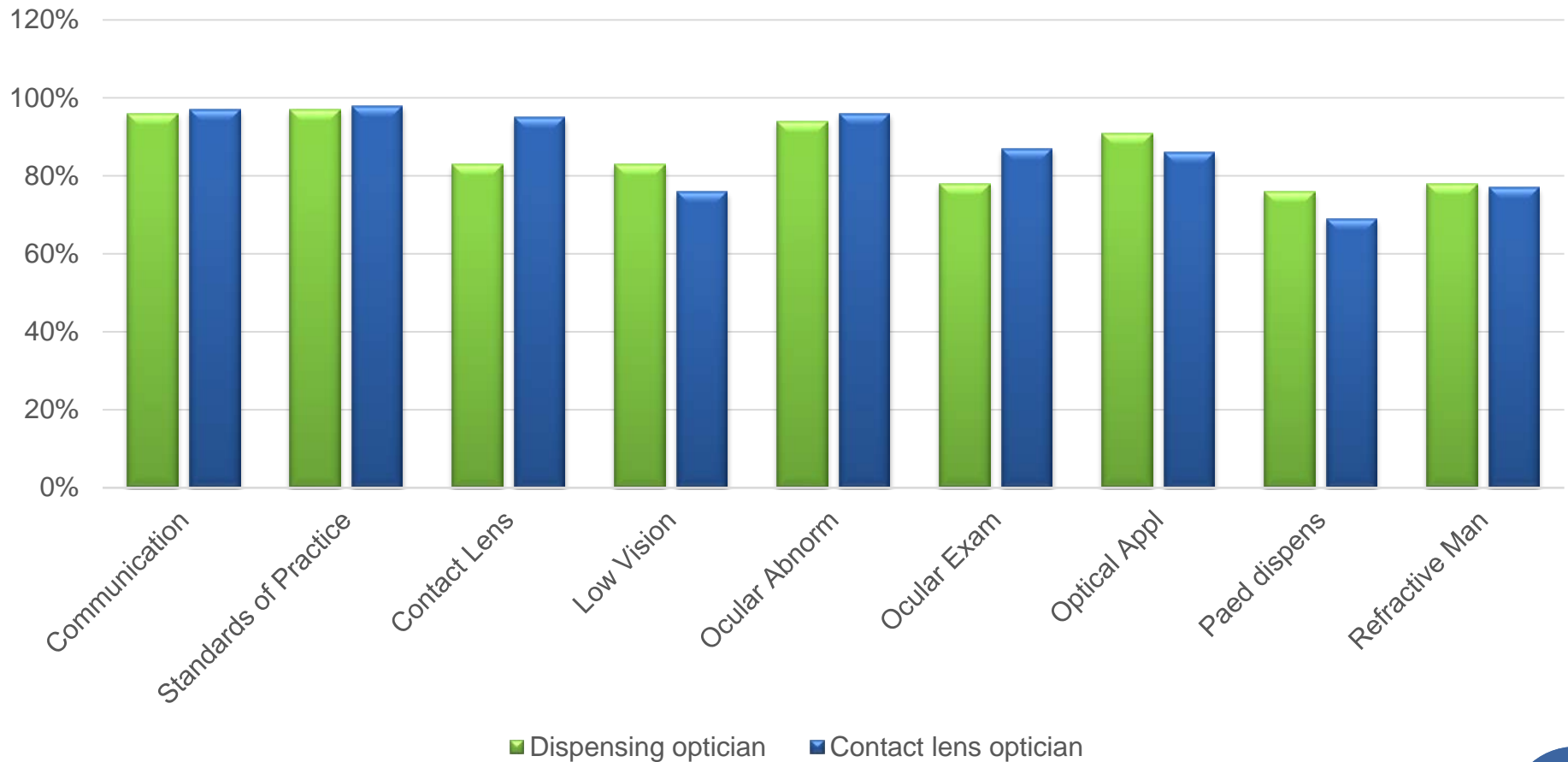
Registrants progress – TP

Therapeutic Comp



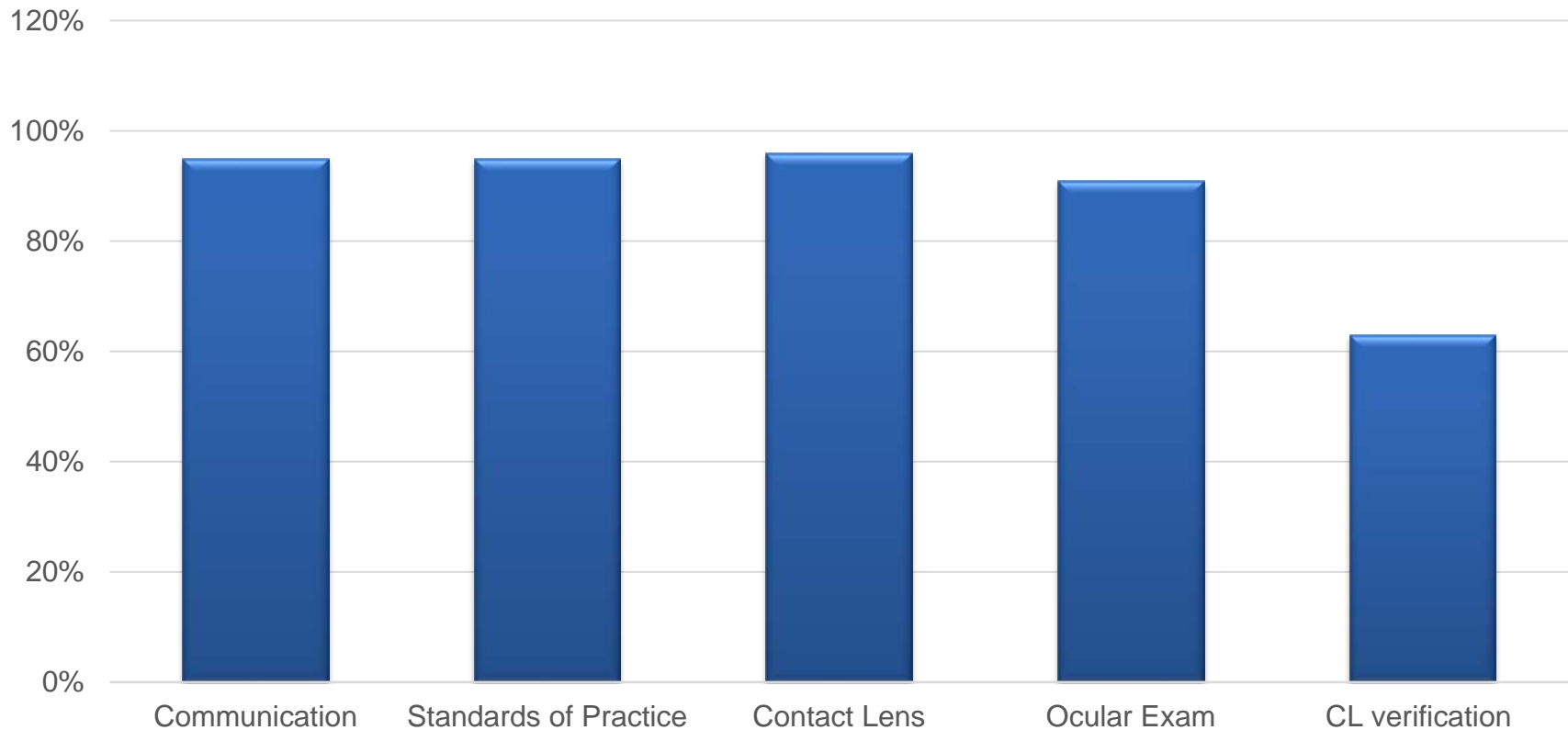
Registrants progress – DO and CLO

Competencies met



Registrants progress – CLO

Competencies met



Summary



The majority of registrants are on track, however we are aware of the drop off from DOs



Consideration for the final quarter – may have increased demand



Plans/Request?



We aim to keep you updated!

